

Instructions for Final Submission

Technical Program Chairs, Hiroshi Igarashi and Kazuaki Ito

1. Please Use a docx/cls file for final submission.

Please delete the page number and the abbreviated titles on the second and subsequent pages.

2. Upload the copyright form

Before uploading the final manuscript, please upload the copyright form for your paper from your paper page.

The screenshot shows a submission page with several sections. A red circle highlights the 'Copyright' icon (a document with a plus sign) in the 'Copyright' row. A red arrow points from the text 'Click here!' to this icon. The 'Status' row is highlighted in green and contains the text: 'Accepted Authors for this paper have not been notified yet and cannot: see the paper status, provide copyright information, get visa letters, participate in paper manuscript or presentation. Authors see Active (has manuscript) instead.' Below the main content, there are two tabs: 'Review manuscript' and 'Final manuscript'. Under 'Final manuscript', there is a file upload area with a plus icon and the text 'up to 6 pages'.

Download the template of IEEEJ copyright transfer form from the URL below.

http://www2.iee.or.jp/~diic/samcon/submission/copyright_form.doc

The screenshot shows the copyright form upload interface. At the top, it says 'File name for scanned copyright form (not the paper!)'. Below this is a file selection button labeled '選択...' (Select...). A red arrow points from the text 'Select file here.' to this button. Below the selection area is a text input field with the placeholder text 'Special copyright stamp; use a dash (-) if all copyright information should be omitted'. At the bottom, there is a blue button labeled 'Record copyright'. A red arrow points from the text 'Click here at the end to upload.' to this button.

3. Register the presenter information and upload your final manuscript

After uploading the copyright form, please register the presenter information and upload a final manuscript from your paper page.

※Important: Please indicate whether the presenter is under 35 years old (award candidate).

Conference-specific *Fill in presenter name* *Fill in contact person (name and email)* *Is presenter under 35 years old?*

Similarity On Dec 11, 2023 09:31 Asia/Tokyo, docoloc computed a similarity score of 4 for the review manuscript.

Notes [✎](#)

Personal notes [+](#)

Roles You are chair for this conference.
You are an author for this paper.

Status **Accepted** [✔](#) Authors for this paper have not been notified yet and cannot: see the paper status, provide copyright information, get visa letters, participate in paper manuscript or presentation. Authors see **Active (has manuscript)** instead. [⊙](#)

Copyright [+](#)

Presented by not specified [+](#)

Proceedings The paper will appear neither in the attendee proceedings nor IEEE Xplore since the copyright form is missing. [✎](#)

Review manuscript **Final manuscript** [📄](#) up to 4 pages

3-1

3-2

3-1: Click the Edit icon [✎](#) to display the following page and edit the presenter information.

Title of paper
[Redacted]

Keyword 1 (required)
[Redacted]

Keyword 2 (required)
[Redacted]

Keyword 3 (required)
[Redacted]


Keyword 4 (optional)
[Redacted]

Keyword 5 (optional)

Fill in presenter name
[Redacted] **Fill presenter's name here.**

Fill in contact person (name and email)
[Redacted]

Is presenter under 35 years old?
Click here if the presenter is under 35 years old.

3-2: Click the upload icon  to display the following page and upload your final paper.

You can now upload your final manuscript for [REDACTED]


You can upload PDF files, formatted as A4 size (210 x 297 mm).

The file cannot be larger than 5 MB.


The final manuscript you are uploading should not be longer than 6 pages.

Send email notification to authors

File name

 **Select file from here.**



or, alternatively, URL for file (e.g., YouTube, Dropbox, Box or Google Drive; do not use directory URLs)


 **Click here at the end.**


4. Please make sure all authors are registered as co-authors of your manuscript


Please make sure all authors are registered as co-authors of your manuscript on the EDAS. If there is an author who is not registered as a co-author, please register that co-author from your paper page.


	Drag to change order	Author name	Author affiliation (edit for paper)	Author email	Email	Delete
Authors						
Paper title						
Conference and track			IEEJ International Workshop on Sensing, Actuation, Motion Control, and Optimization			
Abstract						
Keywords						
Conference-specific						

  **Click here!**

Fill in presenter name 


Fill in contact person (name and email) 

Is presenter under 35 years old? 


After clicking the add icon , the following page is displayed.

Enter the name, email address, or EDAS ID of the author you want to register and click "Add author".

Register paper

 **Enter the name, email address, or EDAS ID of another author.**

... or select from co-author list

-- select from co-authors --  **Click here at the end.**