



9th International Conference on Condition Monitoring and Diagnosis 2022 (CMD2022)

Nov 13 (Sun) ~ Nov 18 (Fri), 2022

Hybrid style (On-site at the Kitakyushu International Conference Center, Kitakyushu, Japan, and online)

Invitation of Exhibition and Demo-session

【Scope】

To set opportunities for exchange of technical information with actual diagnostic equipment such as PD measuring device, frequency response analyzer (FRA) and cable diagnostic tools.

【We provide at the exhibition】

Each exhibition booth will be prepared with:

- ◇ One poster board (1070 in its height and 1770 mm in its width),
- ◇ One desk (700 mm in its height, 1800 mm in its width and 600 mm in its depth),
- ◇ Some chairs,
- ◇ An electric outlet of ac commercial power (100V 60Hz, 10 A or so, per one booth).

Please leave the booth arrangement to the Organizing Committee of CMD2022.

【We provide at the demo-session】

Some experimental setups simulating abnormality of electric power apparatus as shown below will be prepared by the Organizing Committee of CMD2022. It will be expected to be a very good opportunities to show the actual operating conditions of your equipment to all participants and let all participants understand your equipment very well. All exhibitors can participate in Demo-session.

Experimental setups to be prepared:

A. Partial discharge source with a high voltage transformer (50 kVrms, 60 Hz)

- ◇ A needle - plane electrode system
- ◇ Void-embedded epoxy molded electrode system
- ◇ Defective XLPE cables

B. Winding model of a power transformer for FRA analyzer

C. Long length cable model with a fault for fault locators


- ◇ Coaxial cables with relatively high attenuation in higher frequency, with a direct or resistive grounding point simulating grounding fault.




An image of exhibition booth



High voltage transformer (50 kVrms) and a partial discharge source.



A needle - plane electrode.

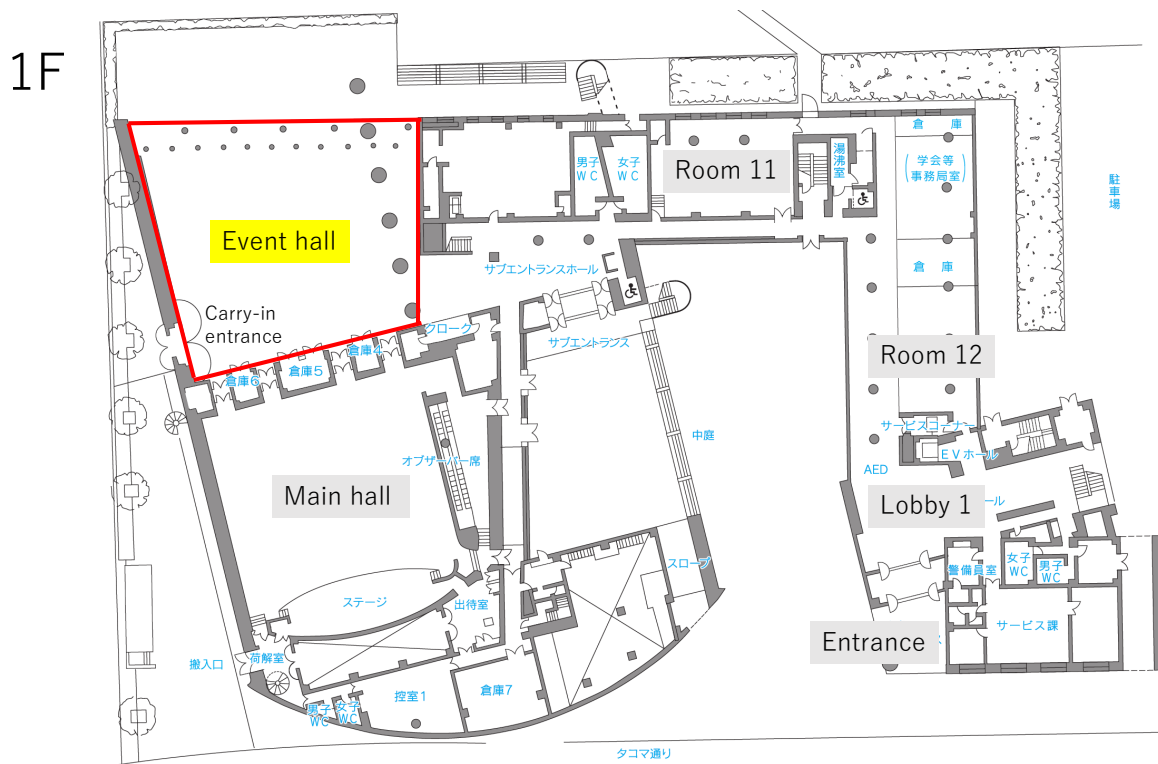


Void - embedded epoxy molded electrode.

An image of experimental setup for Demo-session

【Exhibition and demo-session area】

Exhibition and demo-session will be held at the event hall on the 1st floor in the conference venue.



Floor map of the 1st floor in the conference venue.



An image of the event hall.

【Schedule (tentative)】

	AM		PM1		PM2		PM3	
	09:00-12:00 (JST)		13:00-15:30 (JST)		16:00-18:00 (JST)		19:30-21:30 (JST)	
Nov. 13 (Sun.)					Welcome party	dinner		
	Setup of Exhibition							
Nov. 14 (Mon.)	Tutorial	Lunch	Tutorial	Coffee break	Workshop-1		Opening & Plenary session-1	
	Setup of Exhibition / Exhibition							
Nov. 15 (Tue.)		Lunch	Poster session-1	Coffee break	Poster session-2		Oral session-1	
	Exhibition and Demo-session							
Nov. 16 (Wed.)			Workshop-2	Coffee break	Oral session-2		Banquet	
	Exhibition and Demo-session							
Nov. 17 (Thu.)			Poster session-3	Coffee break	Poster session-4	Plenary session-2 & Closing		
	Exhibition and Demo-session							
Nov. 18 (Fri.)	Technical tour/Excursion							
	Withdrawal of Exhibition							

【Charge for exhibition and demo-session】

Attendance of the exhibition and demo-session is charged on presenter basis, not on booth basis. This means, for example, two presenters are required to make their registration like a presenter in technical session, and the booth is not charged for itself, if your company is planning to join the exhibition and demo-session with two presenters.

<Notes>

- Presenters from overseas are welcome but their visa issue should be taken care of by their Japanese representative. The visa issue for presenters of the exhibition and demo-session is not taken care of by CMD2022 organizing committee and KNT, unless he / she is a presenter of the technical sessions of CMD2022.
- Each presenter for the exhibition and demo-session is required to register as a CMD2022 participant via CMD2022 registration system. In other words, each presenter for the exhibition and demo-session has a same right as a CMD2022 participant, such as participation to the technical sessions, download of the conference registration, and so on.
- Session presenters can be an exhibition presenter.
- Workers who do not join the exhibition and demo-session as the presenter and do not join other CMD2022 events need not to register CMD2022. In this case, the workers can just assist in preparation and removal of the presentation materials such as their measuring apparatus.

【How to make your registration as a presenter of exhibition and demo-session】

1. Please send your e-mail to the CMD2022 secretariat(CMD_2022@ieej.org) with the following information.

- Name of contact person:
- Affiliation of contact person:
- E-mail of contact person:
- Phone of contact person:
- Exhibition contents:
- If you and/or your colleagues are session presenters and will be presenters in the exhibition and demo-session, please tell us their names and submission IDs:

2. Please register via CMD2022 registration system with an exhibition ID issued by CMD2022 secretariat.

<Notes>

- All exhibition presenters are required to register as a CMD2022 participant.
- Please select “Presenter” at “Registration Category” on the CMD2022 registration system.
- Please fill in “Submission ID(s) of Presenting Paper” box with the exhibition ID.
- Please select “No” at “Do you require Visa Application Support?”.

【Application Deadline】

- ◇ Early-bird application: ~~JST 23:59, September 12~~ **JST 17:00, September 20.**
- ◇ Ordinary application: JST 23:59, October 14.

【Contact】

If you have any questions, please feel free to contact the CMD2022 secretariat(CMD_2022@ieej.org).